

# A New Era for Business Intelligence in Construction

**PROCORE**



**96% of project data goes unused. Historically, these are the reasons why.**



**— REASON 1 —**

Data was traditionally siloed in systems that don't talk to each other.



**— REASON 2 —**

Data wasn't captured at the source.



**— REASON 3 —**

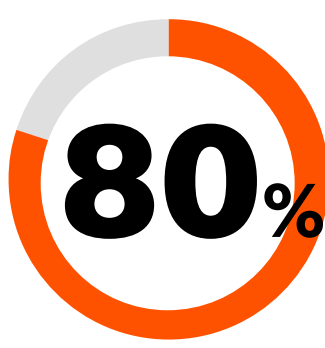
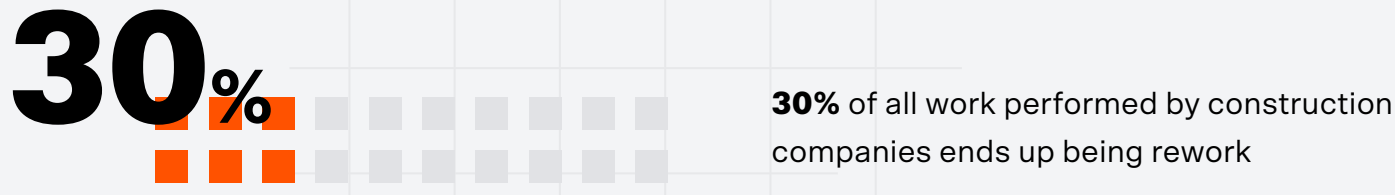

Construction hasn't had data analytics tools designed for construction.



**— REASON 4 —**

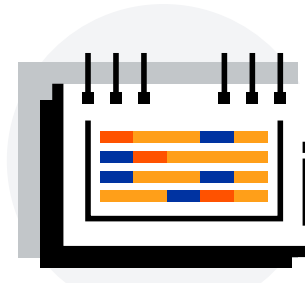
Every project is different so establishing one standard has been a challenge.

**This contributes to a massive loss of money, a waste of time and resources, and even safety risks.**



80% of projects are late and over budget.

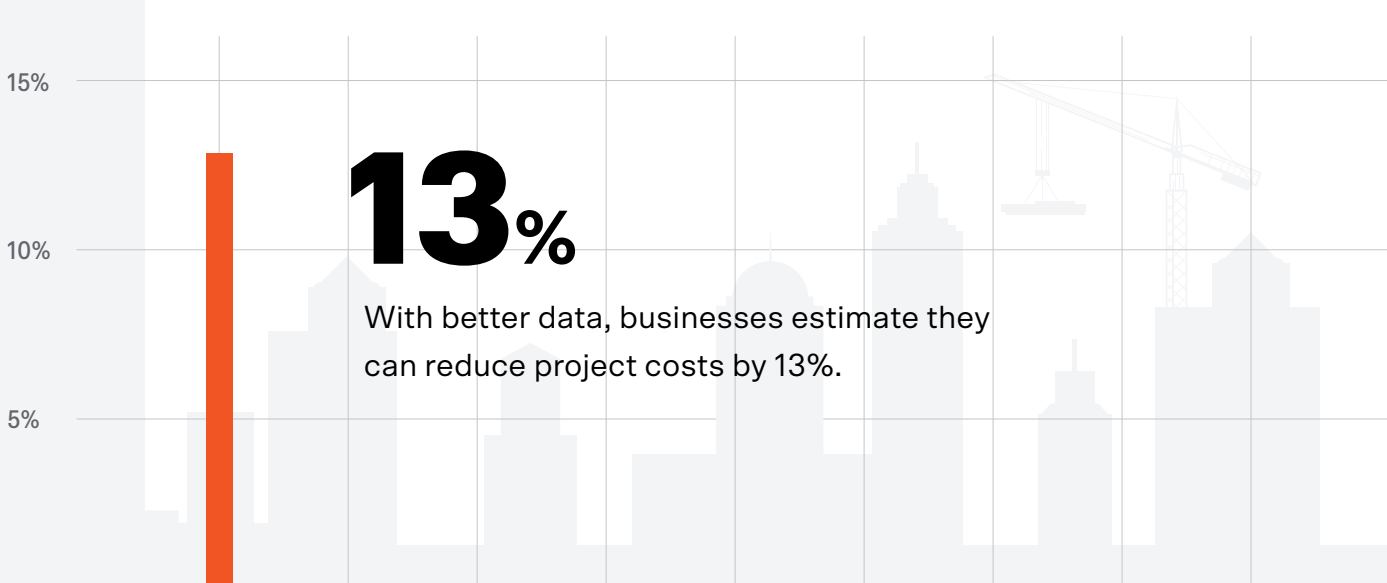
Average delay is **20 months** behind original schedule.



## Get better data.

By integrating data extracted from across your entire tech stack, Procore Analytics can help you:

- + Maximize the value of your project information.
- + Visualize your data with custom reports.
- + Discover unseen insights with machine learning.
- + Identify where to focus your time and energy.



## Turn Unused Data to Actionable Insights

Procore Analytics turns project data into actionable business insights so you can reduce rework, avoid delays, and prevent jobsite injuries. With intelligent analysis that identifies trends for you, you'll squeeze every drop of value from your information.

Find out how at [procore.com/en-ae/platform/analytics](https://procore.com/en-ae/platform/analytics).

